

Glastender.

A Family Company
Manufacturing in the USA



Expect more
more flexibility
more features



Food Service

Wall-Hung Hand Sinks

Glastender's all stainless steel wall-hung hand sinks are manufactured with total welded construction to meet all NSF standards. Optional heavy-duty faucets are NSF/ANSI 61, Annex G low lead compliant.



WH-14

All sink bowls are seamless welded to the work surface for easy cleaning.



WH-12

At 12" wide, models WH-12 and WHS-12 include a special backplash faucet mounting bracket for easy removal and inspection of faucet after installation.



WH-14-S

While all wall-hung hand sinks are available with the optional side splash accessory, models WH-14-S and WHS-14-S feature integral side splashes, radius work surface corners for easy cleaning, and a 1" deep recessed work surface to contain splashes.


Base models WH-14, WH-12, and WH-14-S (shown left), are available with a skirt to cover the bowl. (shown below)



WHS-14



WHS-12



WHS-14-S

Model WH-14-ESD includes C-fold paper towel and built-in soap dispenser.



WH-14-ESD

Model WH-14-ESD includes a 1" deep recessed work surface to contain splashes

Model WDH-14 includes C-fold paper towel and built-in soap dispenser.



WDH-14

Glastender's unique hand sink design has all welded construction and uses C-channel stiffeners in the side and backplash to provide unparalleled strength to prevent sagging.




Industry standard wall-hung hand sinks are manufactured with rear corner notch fillers that create a weak spot that is prone to bending.




Drop-In Hand Sinks, Ice Bins, and Combination Units

Glastender manufactures ten different drop-in models. From sinks and ice bins to water stations that include seamless welded drainboards, we can handle your service station needs.

Seamless welded sink bowl satisfies stringent health code requirements.




Unique hemmed edge for added strength and visual appeal.




Mounting stud assembly clips into hemmed edge preventing damage to work surface when installing.



DI-HS12-LF



Standard two-piece sliding cover meets health code requirements.



ABS plastic breaker strip around ice bin liner acts as a thermal barrier to minimize condensation and maximize ice life.



The 12" and 18" drop-in ice bins include mounting studs like the hand sinks. The 24" and 30" drop-in ice bins feature special angle brackets, U-channels, and mounting bolts for an easy, secure installation.



DI-IB24

Ten circuit cold plates optional in models DI-IB24 and DI-IB30. (add suffix '-CP10' to model number)

Ten different models available to handle various applications



DI-HS14



DI-IB12




DI-IS24

Four sizes of drop-in ice bins available



DI-IW24



DI-DIW42

42" models include a seamless welded drainboard with fill-out perforated insert.

Glastender's mobile ice baths are great for iced product storage and merchandising. The units are 24" front-to-back and available in 36" or 48" lengths.

ABS plastic breaker strip around ice bin liner acts as a thermal barrier to minimize condensation and maximize ice life.

Stainless steel interior with 1/4" radius corners for easy cleaning.

Foamed-in-place insulated cabinet.

Includes a flexible drain line with on/off valve for draining when most convenient.

Built-in storage area below ice bath.




Durable black vinyl-clad exterior.

Stainless steel floor is easily removable and has 1/4" radius corners for easy cleaning.


Includes four heavy duty rubberized 3" casters. (two locking)

MIB-36-H

The standard models have a 30" work height. The '-H' models feature a taller cabinet base and a 36" work height. The '-ED' models feature an extra deep bath and a 36" work height.



The easy to clean all stainless steel interior and exterior construction of Glastender's mobile ice bin is designed to accommodate demanding work environments. The 18" by 30" unit includes four 4" heavy duty rubberized casters (two locking) and has a 30" high work surface.



Undercounter Refrigerator

Lettuce Crisper

Glastender's UCR24 undercounter refrigerator has a high capacity refrigeration system that is NSF Standard 7 listed for open food storage. The 24" by 24" cabinet is perfect for shallow depth counter installations.




90° electrical plug and recessed back designed to accommodate an outlet behind the unit while still maintaining the 24" depth.

Glastender's lettuce crisper has forced air refrigeration for uniform cooling of product, providing you with cool, crisp salads for each and every customer. The lettuce chute with lift-up plexi-glass window allows access to shredded lettuce stored in the removable plastic lettuce bin.



Easy to clean seamless roto-molded plastic foamed-in-place insulated door and lettuce chute.



The 16 gauge galvanized steel back includes an integral channel for mounting the unit on the factory supplied wall bracket. NOTE: The wall bracket mounting holes must align with at least two (2) wall studs for a safe and secure installation.



Wall-Mount Refrigerator

Countertop Merchandiser

Glastender's wall-mount food service refrigerator is a great way to add extra refrigerated storage in a tight space or above existing work tables. The high capacity forced air refrigeration system is NSF standard 7 listed for open food storage.



WMR24S-R

Available with solid stainless steel door or glass door for easy product visibility.

Interior LED light with on/off switch included.

Integral channel

Wall bracket

The 16 gauge galvanized steel back includes an integral channel for mounting the unit on the factory supplied wall bracket. NOTE: The wall bracket mounting holes must align with at least two (2) wall studs for a safe and secure installation.

All stainless steel interior construction with radius corners for easy cleaning.

Sharing many of the same useful features as our wall mount refrigerator, Glastender's countertop merchandiser is a great way to merchandise refrigerated products. The pass thru design provides swinging front and back doors for convenient loading and unloading of product from either side.



CM24XX-RR

Self-contained forced air refrigeration system for uniform cooling of product

Easy to remove condenser filter can be regularly cleaned to maintain condenser coil efficiency.

Glass doors for easy product visibility and merchandising. (available with solid stainless door on one or both sides)

NSF[®] standard 7 listed for open food storage.

Digital thermostat control with automatic defrost is easily visible.

Interior LED light with on/off switch.

All stainless steel interior construction with radius corners for easy cleaning.

Ice Pan Holder


Glastender's ice pan holder has no drain and is small enough for easy transport, so it can be conveniently located wherever you have a need for chilled product storage.



The IB-14X22 is 14" by 22" with an 8-3/4" deep liner designed to accommodate one steam table pan (not included).



ABS plastic breaker strip around ice bin liner acts as a thermal barrier to minimize condensation and maximize ice life.



The IB-14X22 can also be used without a pan as a portable ice display unit.

Foamed-in-place insulation for longer ice life.



Includes four non-skid rubber feet to prevent countertop scuffs.

All stainless steel interior and exterior construction.
1/4" radius interior corners for easy cleaning.



Wall Cabinets

Glastender's all 18 gauge stainless steel wall cabinets provide durable easy to clean storage for your dry goods. Available with an open front or with hinged doors in 24" to 96" lengths. The door models up to 48" have two doors and the 60" to 96" models have four doors.



WCH36



Units with doors include door locks standard for secure product storage.



Lift-off door hinges for easy removal and cleaning.



Door models have durable stainless steel hinges and handles.



Sloping top to create sanitary surface.

Includes wall mounting bracket.

Includes stationary intermediate shelf.

Door models include positive latch catch to prevent accidental opening.



Closed wall construction for an easy to clean interior.



WCO24

Mobile and Drop-In Ice Cream Freezers

Glastender's mobile ice cream freezer is designed to hold two 3-gallon ice cream containers at dipping temperature (-5°F to 10°F). The unit includes four 3" heavy duty rubberized casters (two locking) and has a 36" high work surface.

Easy to clean all stainless steel interior and exterior with durable 16 gauge galvanized steel exterior bottom.

**2.3X 70%
THICKER STRONGER**

Our ice cream freezer hinge pin is 2.3X thicker making it 70% stronger than the common industry hinge pin.

Common industry hinge pin

Glastender's unique thicker hinge pin

Glastender's drop-in ice cream freezers are an easy way to add hand dipped ice cream to any service station. Models are available to hold either one or two 3-gallon ice cream containers.

Available with easy to clean seamless welded dipper well.

Unique hemmed edge for added strength and visual appeal.

Special hinge holds the lid open while dipping.

Stainless steel interior with 1/4" radius corners for easy cleaning.

NOTE: The standard top lifts up and the special hinges allow the lid to remain open while dipping. A special "flip lid" is available on the models that hold two 3-gallon containers. The flip lid is hinged in the middle and opens from each end. The flip lid models are specified with the suffix '-FL' in the model number.

DI-FR-DW

Special angle brackets, U-channels, and mounting bolts provided for an easy, secure installation.




Durable one-piece seamless top is easy to clean.



90° electrical plug and recessed back designed to accommodate an outlet behind the unit while still maintaining the 18" depth.



FRM-2



Special hinge holds the lid open while dipping.



Stainless steel interior with 1/4" radius corners for easy cleaning.



Available with easy to clean seamless welded dipper well.



Unique hemmed edge for added strength and visual appeal.



Special angle brackets, U-channels, and mounting bolts provided for an easy, secure installation.

Six different drop-in ice cream freezer models are available to handle various applications



DI-FR



DI-FR-DW



DI-FR36



DI-FR36-DW



DI-FR36-FL



DI-FR36-DW-FL

Expect more



more flexibility more features



Glastender has a complete line of bar equipment and the ability to manufacture custom units, giving you incredible design flexibility. Each piece of equipment is engineered with features that enhance your efficiency, ease your maintenance, and prolong the life of your investment.

The flexibility you want. The features you need.

Glastender. Expect more.

Glastender.